


***FLS 120(160) ECO***

Single-blade rip saw


*A rip saw, suitable for achieving the following goals:*

- / guaranteed safety
- / more economical production
- / higher yields



The processed material, freely placed on the workbench, is **cut longitudinally by a moving saw blade**. The location of the desired cut is pinpointed by a laser beam.

**After the cut, the saw blade moves under the workbench and returns to its default position.** Using the rear longitudinal stop (ruler), the processed material is automatically slid into a new position for the appropriate width of the cut.




The rip saw is an optimal solution for **longitudinal formatting**. It is well suited for universal cutting of **solid wood** and **all desk materials**.

What makes the rip saw unique is its **quick and easy-to-use** configuration of the backstop to achieve the desired width, utilizing ergonomically placed controls with a touch panel.

**This will allow you to efficiently get much more out of your material.**





The FLS ECO rip saw can be used to cut prisms, cylinders, planks as well as large pieces of material. The input material can be trimmed, ripped, formatted, or used to create cardboard plates and lamellas. Another advantage is the possibility of cutting crossways or do slanted cuts. The machine can also be used to separate non-wooden materials such as PUR/PIR panels, materials made of plastic, sandwich desks, aluminium desks, cement desks, production of glued laminated timber or large furniture pieces etc.

*The advantages of the machine include ease of use, the high speed and accuracy of individual cuts, as well as the high level of flexibility of the input and output dimensions of the processed materials.*



### Characteristics FLS 120(160) ECO

- / great cutting accuracy
- / user-friendly
- / comfortable replacement of the saw blade
- / high operational reliability
- / easy and quick setup of the cut width
- / optimal choice of the cut width using quick select buttons
- / ergonomically placed controls
- / touchscreen
- / support for cut combinations
- / clean cuts and ease of use
- / makes perfect use of high-quality wood material
- / excellent safety


# Single-blade rip saw

## FLS 120(160) ECO

This rip saw offers a range of processing options especially thanks to its ability to **save you an employee and increase the efficiency of processing:**


- possibility of regulating the speed of the blade's movement when cutting in a range of 0-60 m/min, guaranteeing a high cutting output
- regulation of the blade's lift guarantees a clean cut and the high quality of cut surfaces

Safety elements are a matter of course and help ensure that using the saw blade is really safe. The machine meets the strict OHS requirements arising from the appropriate EC directives and regulations.



### 1/ Upper pressure

It is equipped with a wooden insert located as close as possible to the saw blade at the length of 3 m, and this guarantees the safe anchoring of the material during the cut. The backstop is also equipped with a wooden insert for safe reconfiguration.



### 2/ Working space

The upper part of the workbench is equipped with a wooden lamella (standard) or plastic (optional) as well as material with a milled groove, with the option of inserting a steel desk with rollers that facilitate the handling of heavy pieces.

#### ROLLER DESKS (OPTIONAL)

Steel inserts with six rollers that make it easier to handle heavy material. Can be placed anywhere.



### 3/ Slanting desks (optional)

The backstop for slanted cuts can be used to set an angle of up to 45° directly on the FLS workbench, allowing users to easily set the desired angle during machining. It can be placed wherever you need.



# *An innovative solution that you can rely on*


## 1/ Unique solution to the saw's movement

A perfect concept for the movement of the saw's floating aggregate. The saw undercarriage is equipped with guiding and side rollers which help **optimally guide the floating aggregate when cutting**. The cold-rolled guiding rails have the technologically highest added value. This is exemplified by the **exceptional stability and homogeneity**. Our innovative solution allows cuts to be carried out perfectly, precisely and without unnecessary vibrations.




## 2/ Makes work easier (optional)

To facilitate the movement of material on the workbench, **we recommend using lateral rollers designed to help move heavy material** along the surface of the workbench. This ingenious solution is available for the combination of the UKS shortening saw + the FLS ECO rip saw.




## 3/ Safety

By default, the machine is equipped with a **wooden configurable backstop designed to eliminate material movement during the cut**. The upper part of the workbench is equipped with protective see-through lamellas which ensure active safety while cutting, with the option of monitoring the cut.




## 4/ An innovative solution

The machine's design ensures **sufficient stability for processing material up to 700 kg**. The standard version of the machine supports cut heights of up to 120 mm. And up to 160 mm for the FLS 160 version. In order to allow for easy and quick maintenance, the machine is equipped with detachable covers that can effortlessly be removed by turning the respective locks.




## 5/ Ergonomics (optional)

The machine can be equipped with a **mobile joystick** to make the controls easier and more responsive and to make it easier to navigate cuts on, e.g., cross tables.




# *Improving efficiency* *... designed to match your* *applications in all ways*




## 1/ **A universal solution**

Combining FLS ECO machines with all types of UKS shortening saws created a universal line for lateral/longitudinal separation of material, a unit that only requires a single operator. This concept offers a solution that **efficiently saves space while increasing productivity**. The length and arrangement of the machines can be set to match your needs.




## 2/ **Cut width**

The standard **width of the cut is 420 mm**. When machining wider materials, variants are available with a **width of up to 1600 mm**.



## 3/ **Cross table**

The configurable cross table is an advantageous solution for transversal formatting, optimally simplifying the handling of difficult material. The cross table can be solid, sliding, or combined with a telescopic ruler.



## 4/ **Suspended column**

The suspended column was designed specifically for customers who use the machine as part of their line and need the material to move to the right (from the operator's viewpoint) immediately after the cut, for instance towards a conveyor belt or a shortening saw.

Naturally, they don't want to continuously have to move the material in order to move around the back chimney for the upper pressure. As an example, we can insert large-format material also from the right side. **One advantage we believe is worth mentioning here is the fact that the column is not obstructing the customer in any way.**

## 5/ **Table extension**

Do you need to work with large-format material? The attachable solid extension of the workbench provides **an easy solution that facilitates handling**.





# *FLS ECO technology* *supports a range of applications*

The rip saw supports not only **longitudinal**, **lateral** and **cross cuts**, but also **slanted** cuts, cutting in **packets**, rip-sawing of **large-format materials**, cement-chip desks and **steel-reinforced** sandwich panels.

If you're working with large quantities of material but need to be **flexible** with your jobs while also keeping a **high cutting output** and safe operation, then this technology will be an **effective helper in your endeavours** which will provide quick economic returns.



1/ Separation of rough cardboard plates



2/ Longitudinal cuts (trimming)




3/ Diagonal cuts and cut-outs



4/ Lateral cuts



5/ Longitudinal slanted cuts



6/ Rip-sawing of large-format panels

# Single-blade rip saw

## FLS 120(160) ECO summary table

The table lists the main technical attributes of the device.  
For more detailed information, please contact a specialist at **STÖRI MANTEL**.

	STANDARD	OPTION
Length of cut material	2 200–7 200 mm	
Material	420 mm	1 600 mm
Blade Ø 550 mm (max. cut height)	120 mm	
Blade Ø 500 mm (max. cut height)	160 mm	
Minimum cut width	10 mm	
Cut precision	± 0,5 mm/1 m	
<b>SAW BLADE</b>		
Outer Ø of the FLS 120 ECO saw blade	450–550 mm	
Outer Ø of the FLS 160 ECO saw blade	450–550 mm	
Inner Ø of the saw blade anchoring hole	80 mm	
Allowed revolutions of the blade	3 000 rpm	
Saw blade only available in SK version	*	*
<b>MATERIAL CUTTING</b>		
Max. cut movement	60 m/min	
Width configuration	programmable and manual	
Number of ABS programs	10	15
Number of RETEZ programs	10	15
Number of optimization values	5	15
<b>SAW ENGINE</b>		
Output	11 kW	15 kW
Insulation	IP 54	
Design	B 3	
Rotational speed of the shaft	2 910 min <sup>-1</sup>	
Transfer of torque to the shaft - cog belt	8M 50 mm	
<b>POWER CONNECTION</b>		
Operation voltage	400/50 V/Hz	
Protection	3x32 A slow	
Installation connection at a length of up to 10 m	5x6 mm <sup>2</sup>	
<b>HYDRAULIC CONNECTION</b>		
Compressed air intake - min. pressure	0,6 Mpa	
Air consumption	30 l/cut	
Maximum consumption (depending on the number of cuts)	240 l/min	
<b>SUCTION</b>		
Connected suction neck Ø	2 x 160 mm	
Suction speed	25–30 m/s	
<b>NOISE</b>		
When idle L <sub>pAOMD</sub>	76,8 dB	
When machining L <sub>pAMD</sub>	89 dB	



# **STÖRI MANTEL**

## *...when machines understand you*

The current goal of the company is not to merely develop a single specific machine with unique technical properties, but a customer-centric system for a unified and modular solution for lengthwise formatting of material. A comprehensive solution for production facilities that will allow for the **efficient creation of a machine with the basic properties** (accuracy, robustness, performance, usage) that match the customer's needs (a small woodworking company as opposed to large-scale sawmills).

### **What does STÖRI MANTEL mean for our customers?**


- / 25 years of tradition** in the area of wood-working and industrial production
- / Each machine is developed with quality in mind** while respecting tradition as well as innovation
- / Guaranteed quality of services** – the whole process is secured by specialists with many years of practice and experience, from the receipt of an order up to its shipping
- / Quality - our priority** – in all aspects, ranging from information for developers through the delivery of spare parts up to the use of material of the highest quality

**Staying in contact with our customers even after they buy our machine.** Customer care does not only include the assembly of machines or remote and online administration, but also the correct training of staff. For you this means the possibility of getting quick help in your local language from a service technician, on the phone or on site.

**Our motto is to construct wood machining technology that is innovative in all areas and satisfies your needs.** This vision, similarly as our dedication to the improvement of production technology in all directions, is a foundation for our development of products, partnerships as well as corporate culture.



***We're the right choice,  
whenever you need to:***



**Make your production  
more efficient**



**Reduce the  
workforce needed**



**Save  
costs**

**Don't hesitate to contact us!**

**Ing. Jaroslav Začal, Ph.D.**

**tel.: +420 607 104 014**

**e-mail: [j.zacal@stoerimantel.com](mailto:j.zacal@stoerimantel.com)**

 **STÖRI MANTEL**  
*PRODUCTION OF WOOD MACHINING TECHNOLOGY*

STÖRI MANTEL s.r.o.  
U Trati 2620 (Průmyslový areál Tesla)  
756 61 Rožnov pod Radhoštěm  
Czech Republic